
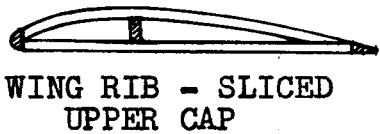


COLOR SCHEME SHOWN FOR AN AERONCA O-58-A USED IN PRE- WW II MANEUVERS.
 WINGS AND ON BOTH SIDES OF FUSELAGE. WHITE CROSS BOTH SIDES OF FUSELAGE



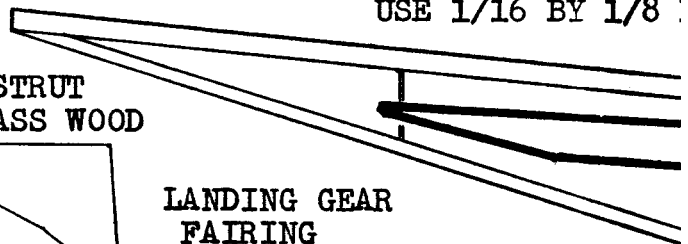
WING
 PLAN
 VIEW

USE 1/16 BY 1/8

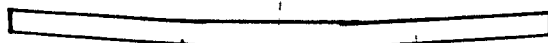


WING RIB - SLICED
 UPPER CAP

TRUE SIZE
 WING STRUT
 BASS WOOD

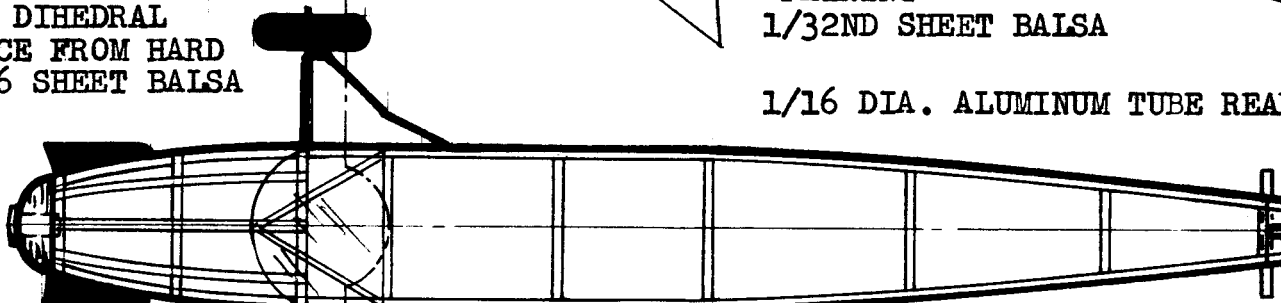


LANDING GEAR
 FAIRING
 1/32ND SHEET Balsa



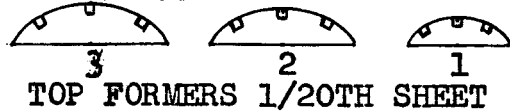
CUT DIHEDRAL
 BRACE FROM HARD
 1/16 SHEET Balsa

1/16 DIA. ALUMINUM TUBE REAR



FUSELAGE TOP VIEW

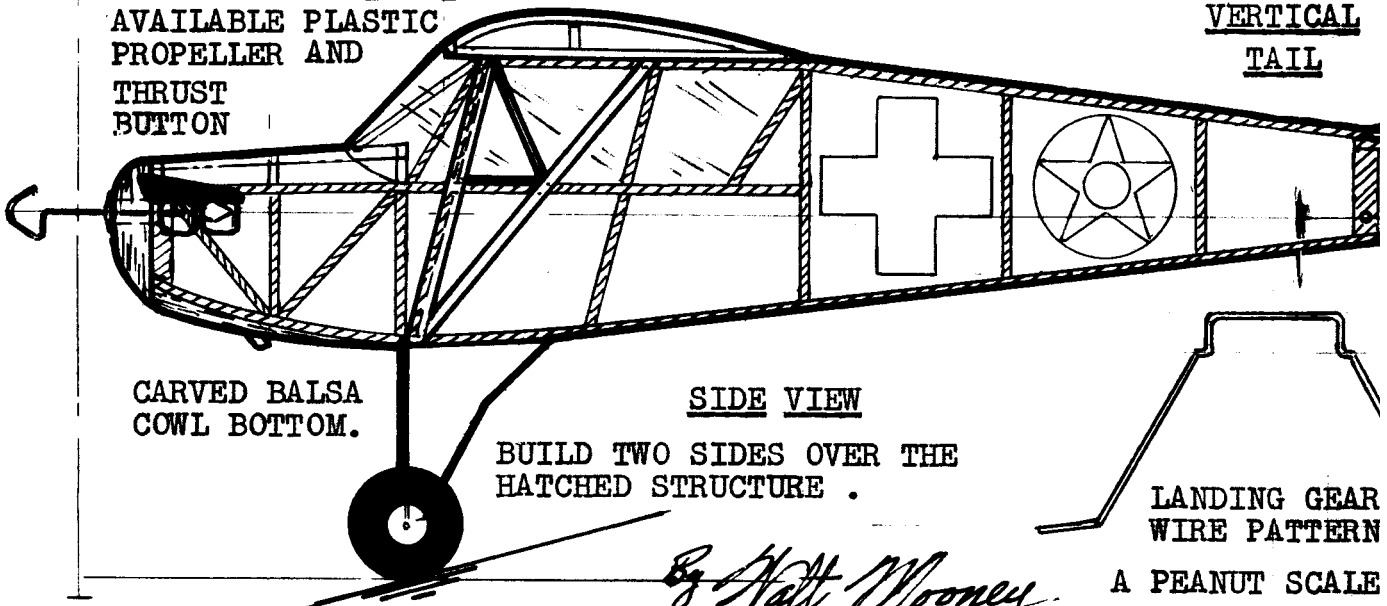
CARVED Balsa
 DUMMY ENGINE
 CYLINDERS.



TOP FORMERS 1/20TH SHEET

USE A COMMERCIALY
 AVAILABLE PLASTIC
 PROPELLER AND
 THRUST
 BUTTON

VERTICAL
 TAIL



CARVED Balsa
 COWL BOTTOM.

SIDE VIEW

BUILD TWO SIDES OVER THE
 HATCHED STRUCTURE .

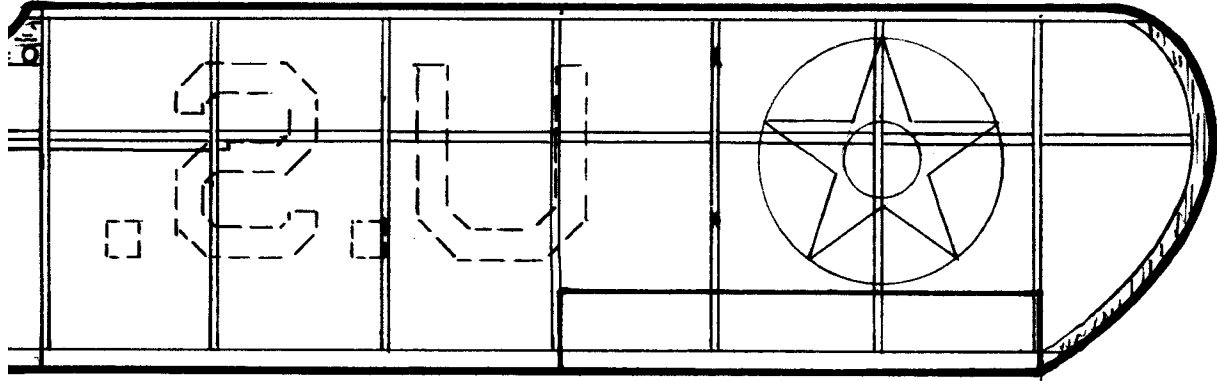


LANDING GEAR
 WIRE PATTERN

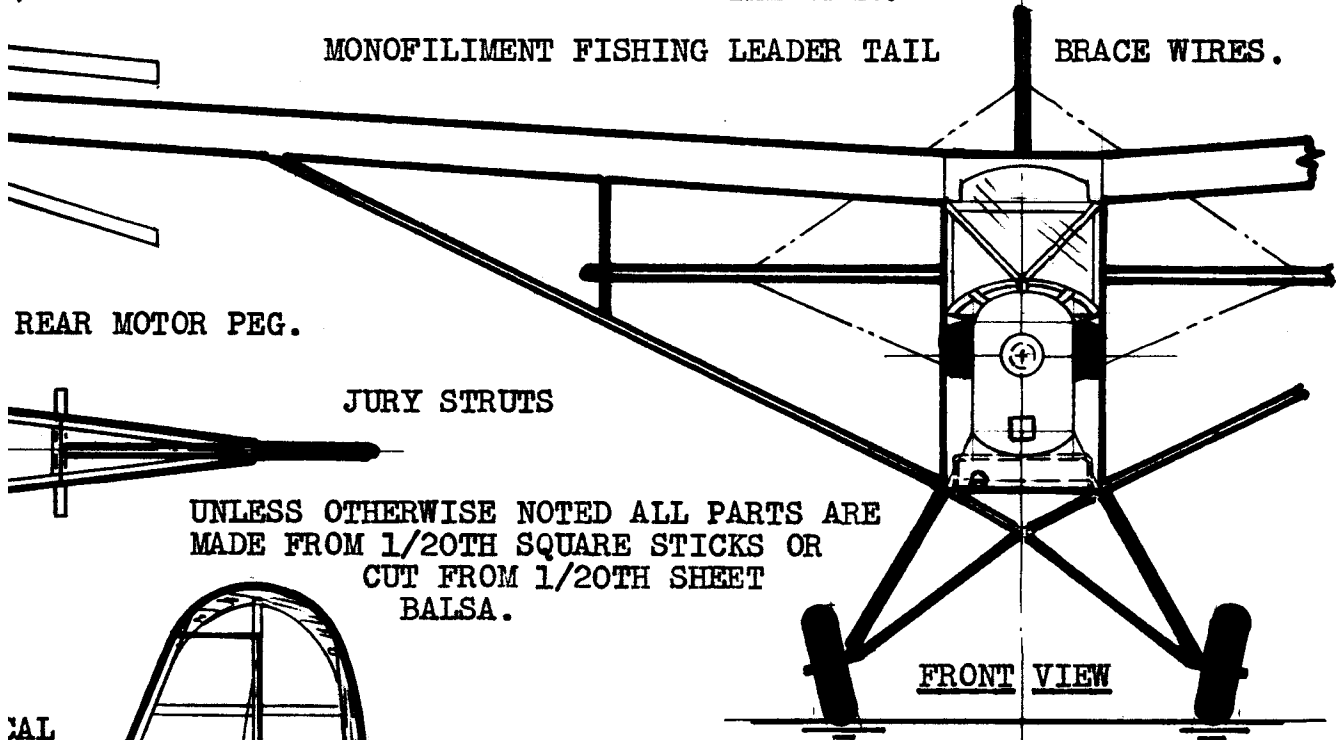
By Matt Mooney

A PEANUT SCALE

3. BASE COLOR OLIVE DRAB, STAR INSIGNIA TOP AND BOTTOM OF BOTH WINGS. BLACK "U.S. ARMY" ON UNDERSIDE OF WINGS.

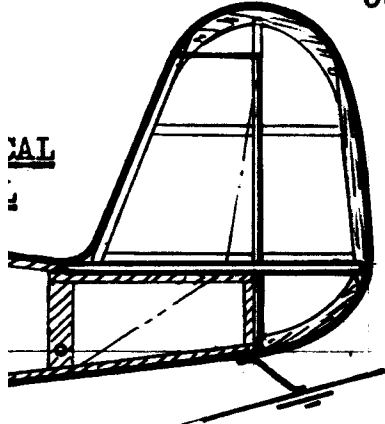


1/8 FOR LEADING AND TRAILING EDGE AND THE SPAR.



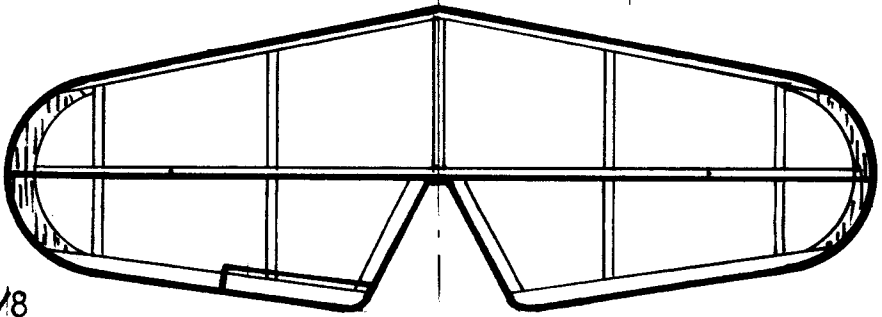
JURY STRUTS

UNLESS OTHERWISE NOTED ALL PARTS ARE MADE FROM 1/20TH SQUARE STICKS OR CUT FROM 1/20TH SHEET BALSA.



WIRE TAILSKID

1/20 BY 1/8 TRAILING EDGE



HORIZONTAL TAIL

REAR FERN

COVER WITH TISSUE, WATER SHRINK AND GIVE THE FUSELAGE TWO COATS OF THIN DOPE, REST OF AIRPLANE GETS ONE COAT.

SCALE OF SEVERAL FACES: AERONCA O-58-A, OR L-3A, OR DEFENDER TRAINER.